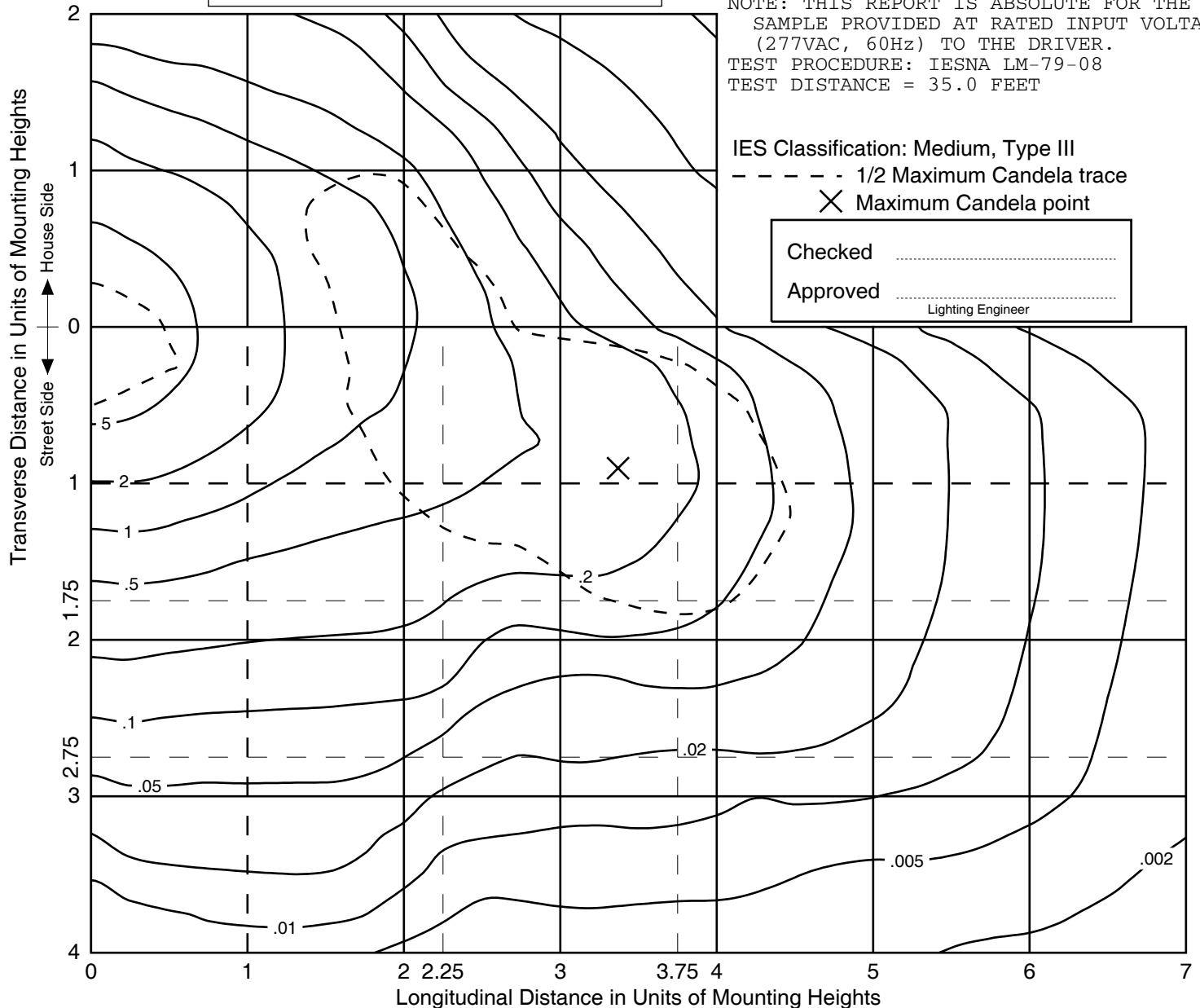




ISOFOOTCANDLE LINES OF HORIZONTAL ILLUMINATION
Values based on 15 foot mounting height.

PHOTOGRAPH
OF
CUSTOMER
SAMPLE
HERE

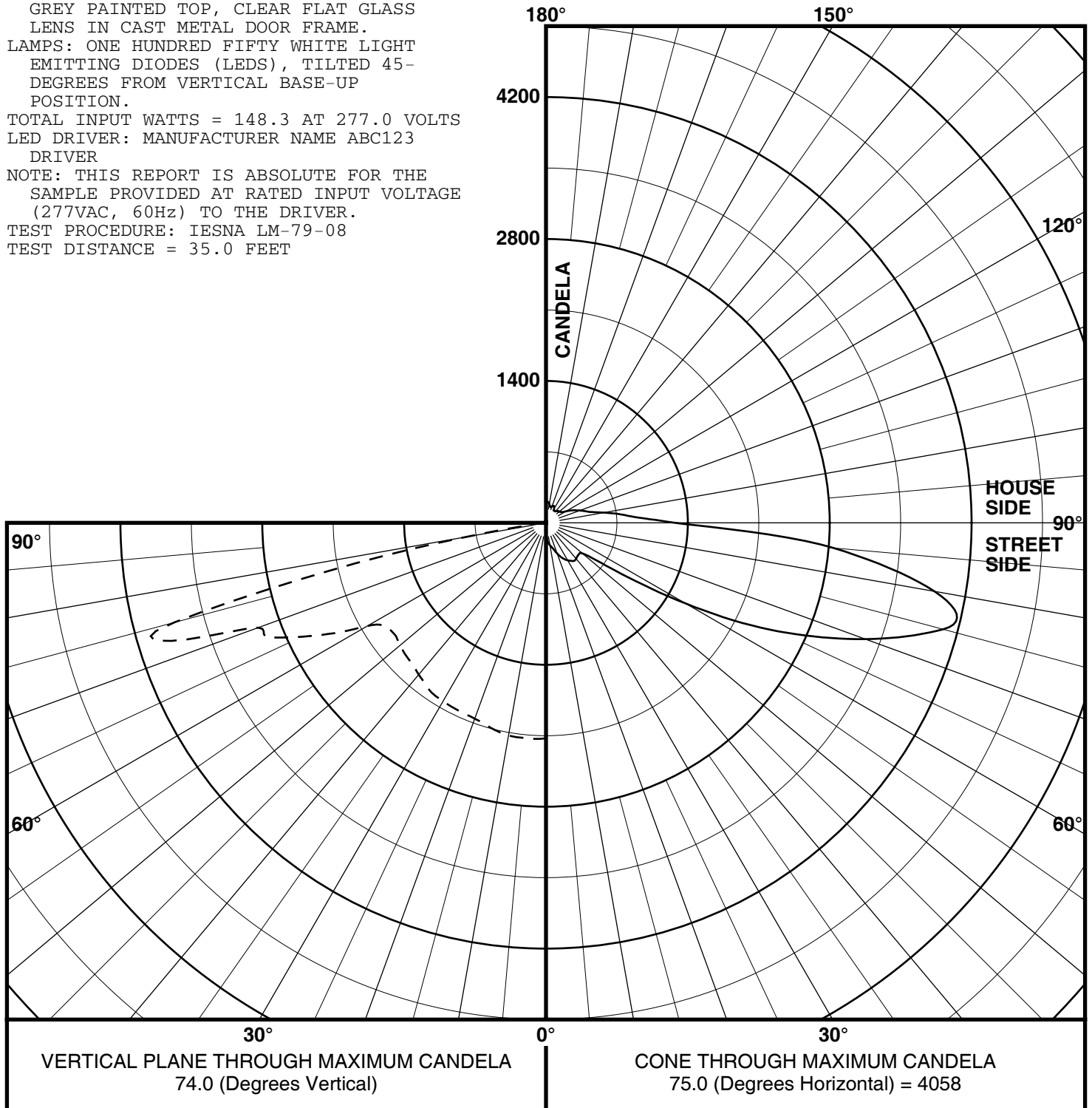
REPORT NUMBER: ITL REPORT NUMBER
ISSUE DATE: 01/01/15 PAGE: 1 OF 8
PREPARED FOR: ITL CUSTOMER
CATALOG NUMBER: SAMPLE ROADWAY REPORT - ABSOLUTE LED
LUMINAIRE: CAST METAL HOUSING, FORMED METAL SEMI-SPECULAR REFLECTOR WITH GREY PAINTED TOP, CLEAR FLAT GLASS LENS IN CAST METAL DOOR FRAME.
LAMPS: ONE HUNDRED FIFTY WHITE LIGHT EMITTING DIODES (LEDS), TILTED 45-DEGREES FROM VERTICAL BASE-UP POSITION.
TOTAL INPUT WATTS = 148.3 AT 277.0 VOLTS
LED DRIVER: MANUFACTURER NAME ABC123 DRIVER
NOTE: THIS REPORT IS ABSOLUTE FOR THE SAMPLE PROVIDED AT RATED INPUT VOLTAGE (277VAC, 60Hz) TO THE DRIVER.
TEST PROCEDURE: IESNA LM-79-08
TEST DISTANCE = 35.0 FEET





REPORT NUMBER: ITL REPORT NUMBER
 ISSUE DATE: 01/01/15 PAGE: 2 OF 8
 PREPARED FOR: ITL CUSTOMER
 CATALOG NUMBER: SAMPLE ROADWAY REPORT -
 ABSOLUTE LED
 LUMINAIRE: CAST METAL HOUSING, FORMED
 METAL SEMI-SPECULAR REFLECTOR WITH
 GREY PAINTED TOP, CLEAR FLAT GLASS
 LENS IN CAST METAL DOOR FRAME.
 LAMPS: ONE HUNDRED FIFTY WHITE LIGHT
 EMITTING DIODES (LEDS), TILTED 45-
 DEGREES FROM VERTICAL BASE-UP
 POSITION.
 TOTAL INPUT WATTS = 148.3 AT 277.0 VOLTS
 LED DRIVER: MANUFACTURER NAME ABC123
 DRIVER
 NOTE: THIS REPORT IS ABSOLUTE FOR THE
 SAMPLE PROVIDED AT RATED INPUT VOLTAGE
 (277VAC, 60Hz) TO THE DRIVER.
 TEST PROCEDURE: IESNA LM-79-08
 TEST DISTANCE = 35.0 FEET

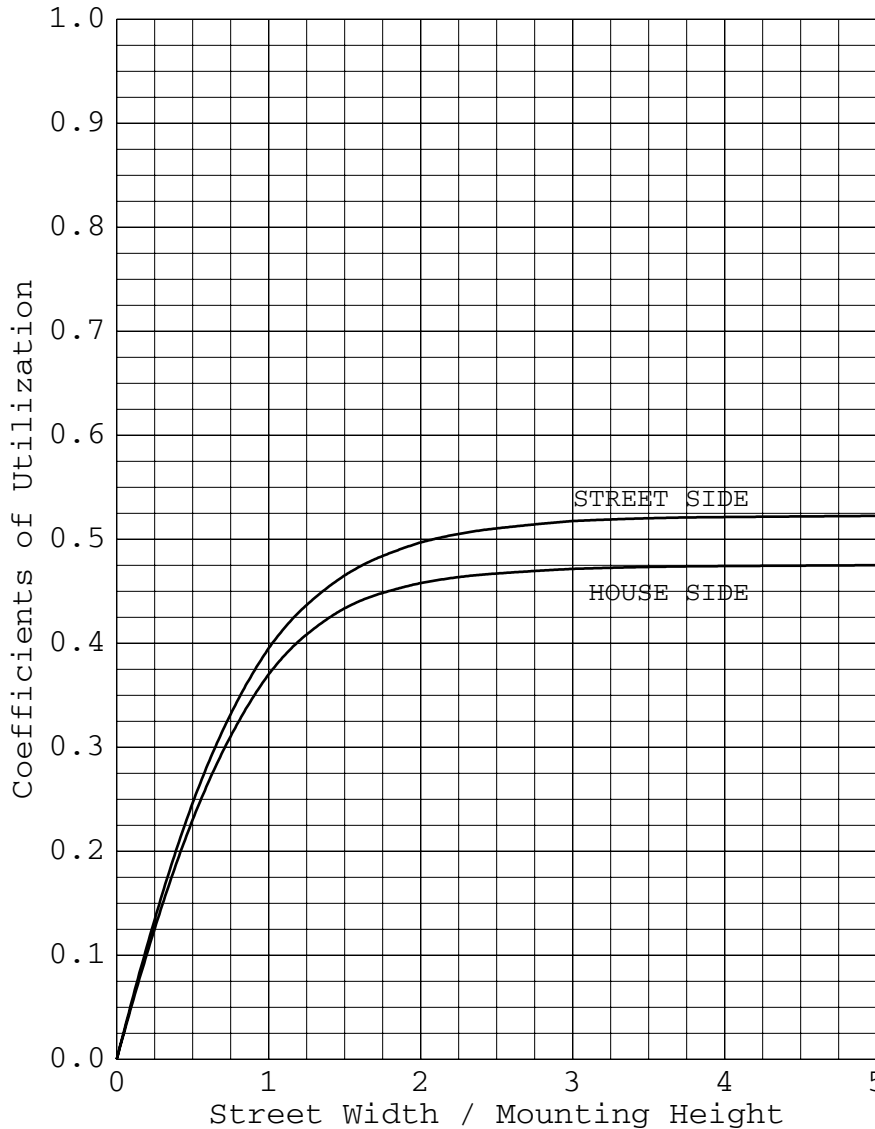
MAXIMUM PLANE AND MAXIMUM CONE PLOTS OF CANDELA



REPORT NUMBER: ITL REPORT NUMBER
ISSUE DATE: 01/01/15
PREPARED FOR: ITL CUSTOMER

PAGE: 3 OF 8

COEFFICIENTS OF UTILIZATION AND FLUX DISTRIBUTION



	LUMENS	PERCENT OF FIXTURE
DOWNWARD STREET SIDE	3994	52.4
DOWNWARD HOUSE SIDE	3635	47.6
DOWNWARD TOTAL	7629	100.0
UPWARD STREET SIDE	0	0.0
UPWARD HOUSE SIDE	0	0.0
UPWARD TOTAL	0	0.0
TOTAL FLUX	7629	100.0

EFFICACY = 51.4 lm/W

ALL CANDELA AND LUMENS IN THIS REPORT ARE BASED ON ABSOLUTE PHOTOMETRY. THE COEFFICIENT OF UTILIZATION VALUES ARE BASED ON THE TOTAL ABSOLUTE LUMEN OUTPUT OF THIS LUMINAIRE SAMPLE.



INDEPENDENT TESTING LABORATORIES, INC.
4066 CAMELOT CIRCLE, LONGMONT, CO 80504 USA

PHONE: (303) 442-1255 • FAX: (970) 535-3114 • E-MAIL: itl@itlboulder.com • WEBSITE: www.itlboulder.com

REPORT NUMBER: ITL REPORT NUMBER
ISSUE DATE: 01/01/15
PREPARED FOR: ITL CUSTOMER

PAGE: 4 OF 8


FLUX DISTRIBUTION BY SOLID ANGLE

(PER IESNA TM-15-11, LUMINAIRE CLASSIFICATION SYSTEM FOR OUTDOOR LUMINAIRES)

	LUMENS	PERCENT OF FIXTURE	BUG ZONE RATINGS
FORWARD LIGHT	3994.	52.4	
FL (0- 30)	883.0	11.6	
FM (30- 60)	1826.7	23.9	
FH (60- 80)	1245.3	16.3	G1
FVH(80- 90)	39.1	0.5	G1
BACK LIGHT	3635.	47.6	
BL (0- 30)	835.5	11.0	B2
BM (30- 60)	1951.6	25.6	B2
BH (60- 80)	828.0	10.9	B2 G2
BVH(80- 90)	19.7	0.3	G1
UPLIGHT	0.	0.0	
UL (90-100)	0.0	0.0	U0
UH (100-180)	0.0	0.0	U0
TRAPPED LIGHT	0.	0.0	
TOTAL FLUX	7629.	100.0	

BACKLIGHT, UPLIGHT, AND GLARE (BUG) RATINGS
(PER ADDENDUM A FOR IESNA TM-15-11)

BUG RATING: B2 U0 G2



REPORT NUMBER: ITL REPORT NUMBER
 ISSUE DATE: 01/01/15
 PREPARED FOR: ITL CUSTOMER


PAGE: 5 OF 8

CANDELA TABULATION

	LATERAL ANGLE											
	STREET SIDE	0.0	5.0	15.0	25.0	35.0	45.0	55.0	65.0	75.0	85.0	90.0
	90.0	0.	0.	0.	0.	0.	0.	0.	0.	0.	0.	0.
	87.5	9.	10.	4.	10.	10.	10.	10.	18.	14.	18.	14.
	85.0	10.	18.	14.	18.	18.	28.	28.	43.	33.	43.	32.
	82.5	27.	27.	27.	31.	36.	68.	83.	223.	164.	200.	83.
	80.0	35.	40.	40.	49.	67.	134.	262.	878.	824.	641.	271.
	77.5	53.	53.	56.	75.	94.	212.	489.	1941.	2216.	1453.	548.
	75.0	80.	109.	198.	310.	202.	302.	710.	2596.	3797.	2548.	1029.
	74.0<<	118.	181.	262.	383.	460.	450.	777.	2534.	4058.	2852.	1274.
	72.5	189.	271.	317.	426.	599.	926.	875.	2275.	3876.	2912.	1598.
	70.0	355.	392.	418.	509.	710.	1085.	1556.	2518.	3023.	2611.	1949.
	67.5	466.	496.	491.	600.	791.	1151.	1612.	2315.	2954.	2961.	2692.
	65.0	552.	574.	579.	674.	852.	1154.	1574.	2191.	2658.	2816.	2843.
V	62.5	621.	652.	683.	783.	930.	1172.	1500.	1926.	2357.	2446.	2644.
E	60.0	691.	739.	788.	879.	995.	1208.	1467.	1799.	2033.	2066.	2255.
R	57.5	778.	826.	883.	988.	1073.	1256.	1477.	1762.	1895.	1885.	1933.
T	55.0	874.	917.	978.	1078.	1138.	1321.	1529.	1776.	1862.	1826.	1825.
I	52.5	943.	991.	1065.	1152.	1208.	1382.	1577.	1784.	1858.	1819.	1793.
C	50.0	1048.	1095.	1156.	1251.	1295.	1456.	1637.	1820.	1880.	1841.	1810.
A	47.5	1134.	1169.	1234.	1316.	1364.	1520.	1685.	1841.	1898.	1858.	1819.
L	45.0	1220.	1264.	1325.	1403.	1451.	1599.	1742.	1871.	1910.	1880.	1841.
	42.5	1308.	1356.	1417.	1499.	1529.	1677.	1803.	1902.	1927.	1901.	1862.
A	40.0	1412.	1465.	1525.	1590.	1625.	1768.	1868.	1940.	1954.	1932.	1902.
N	37.5	1507.	1559.	1629.	1699.	1711.	1832.	1919.	1980.	1979.	1963.	1936.
G	35.0	1603.	1672.	1733.	1790.	1789.	1893.	1957.	2010.	2010.	1992.	1966.
L	32.5	1725.	1772.	1828.	1885.	1867.	1940.	1992.	2027.	2027.	2018.	1991.
E	30.0	1846.	1894.	1915.	1945.	1927.	1970.	2014.	2039.	2030.	2021.	2004.
	27.5	1976.	2020.	2002.	2010.	1984.	2009.	2035.	2048.	2039.	2030.	2009.
	25.0	2106.	2145.	2087.	2062.	2031.	2035.	2052.	2056.	2044.	2035.	2017.
	22.5	2210.	2240.	2157.	2104.	2078.	2065.	2060.	2065.	2047.	2038.	2021.
	20.0	2278.	2291.	2213.	2147.	2117.	2099.	2082.	2074.	2056.	2051.	2030.
	17.5	2294.	2303.	2247.	2182.	2139.	2126.	2104.	2095.	2069.	2069.	2056.
	15.0	2286.	2290.	2255.	2208.	2160.	2143.	2125.	2113.	2095.	2086.	2074.
	12.5	2260.	2264.	2246.	2207.	2168.	2151.	2138.	2129.	2116.	2103.	2095.
	10.0	2242.	2246.	2242.	2207.	2173.	2156.	2147.	2138.	2129.	2125.	2112.
	7.5	2207.	2216.	2221.	2194.	2173.	2160.	2147.	2138.	2134.	2125.	2121.
	5.0	2173.	2181.	2198.	2177.	2159.	2150.	2143.	2138.	2134.	2125.	2121.
	2.5	2146.	2150.	2168.	2155.	2143.	2138.	2129.	2129.	2134.	2125.	2125.
	0.0	2126.	2126.	2126.	2126.	2126.	2126.	2126.	2126.	2126.	2126.	2126.

||
 PLANE OF MAXIMUM CANDELA

CONE OF MAXIMUM CANDELA



REPORT NUMBER: ITL REPORT NUMBER
 ISSUE DATE: 01/01/15
 PREPARED FOR: ITL CUSTOMER

PAGE: 6 OF 8

CANDELA TABULATION

	HOUSE SIDE		LATERAL ANGLE							
	95.0	105.0	115.0	125.0	135.0	145.0	155.0	165.0	175.0	180.0
	90.0	0.	0.	0.	0.	0.	0.	0.	0.	0.
	87.5	14.	14.	18.	10.	10.	10.	10.	9.	10.
	85.0	37.	32.	36.	27.	28.	18.	18.	10.	18.
	82.5	95.	72.	81.	50.	53.	36.	40.	32.	40.
	80.0	202.	143.	146.	98.	80.	67.	67.	58.	76.
	77.5	367.	214.	203.	141.	119.	93.	93.	80.	94.
	75.0	641.	350.	256.	172.	154.	128.	129.	112.	152.
	74.0<<	807.	427.	292.	184.	163.	143.	182.	163.	206.
	72.5	1084.	572.	383.	212.	215.	220.	319.	265.	302.
	70.0	1622.	1024.	811.	475.	551.	543.	557.	446.	427.
	67.5	2624.	1841.	1647.	1074.	943.	795.	697.	557.	532.
	65.0	2824.	2464.	2175.	1493.	1122.	884.	793.	644.	655.
V	62.5	2681.	2686.	2402.	1714.	1291.	1024.	911.	758.	835.
E	60.0	2320.	2471.	2323.	1848.	1441.	1164.	1055.	911.	1058.
R	57.5	1958.	2149.	2095.	1840.	1513.	1324.	1223.	1091.	1331.
T	55.0	1825.	1909.	1918.	1774.	1541.	1400.	1334.	1280.	1504.
I	52.5	1788.	1804.	1799.	1709.	1559.	1456.	1386.	1364.	1501.
C	50.0	1797.	1788.	1753.	1684.	1594.	1512.	1451.	1406.	1498.
A	47.5	1797.	1779.	1741.	1689.	1629.	1555.	1489.	1441.	1546.
L	45.0	1819.	1780.	1763.	1724.	1685.	1615.	1533.	1493.	1607.
	42.5	1845.	1806.	1797.	1772.	1728.	1654.	1585.	1537.	1654.
A	40.0	1885.	1841.	1828.	1806.	1775.	1697.	1633.	1594.	1730.
N	37.5	1919.	1875.	1858.	1831.	1796.	1758.	1702.	1672.	1882.
G	35.0	1953.	1910.	1883.	1849.	1826.	1788.	1762.	1790.	2011.
L	32.5	1979.	1940.	1905.	1870.	1840.	1809.	1810.	1858.	2003.
E	30.0	1991.	1952.	1926.	1883.	1857.	1826.	1840.	1883.	1933.
	27.5	2000.	1965.	1943.	1913.	1888.	1849.	1848.	1869.	1869.
	25.0	2004.	1978.	1961.	1943.	1922.	1887.	1883.	1874.	1874.
	22.5	2017.	1987.	1987.	1965.	1961.	1926.	1926.	1913.	1913.
	20.0	2030.	2004.	2004.	1996.	1991.	1965.	1969.	1956.	1961.
	17.5	2051.	2026.	2030.	2026.	2021.	2004.	1996.	1996.	1996.
	15.0	2069.	2051.	2051.	2047.	2056.	2034.	2030.	2030.	2030.
	12.5	2095.	2078.	2074.	2074.	2074.	2060.	2051.	2060.	2056.
	10.0	2112.	2099.	2099.	2095.	2086.	2073.	2068.	2077.	2077.
	7.5	2116.	2112.	2108.	2103.	2099.	2086.	2081.	2086.	2090.
	5.0	2125.	2121.	2116.	2112.	2112.	2103.	2095.	2090.	2095.
	2.5	2125.	2125.	2125.	2125.	2129.	2116.	2103.	2103.	2112.
	0.0	2126.	2126.	2126.	2126.	2126.	2126.	2126.	2126.	2126.

CONE OF MAXIMUM CANDELA



INDEPENDENT TESTING LABORATORIES, INC.
4066 CAMELOT CIRCLE, LONGMONT, CO 80504 USA

PHONE: (303) 442-1255 • FAX: (970) 535-3114 • E-MAIL: itl@itlboulder.com • WEBSITE: www.itlboulder.com

REPORT NUMBER: ITL REPORT NUMBER
ISSUE DATE: 01/01/15
PREPARED FOR: ITL CUSTOMER

PAGE: 7 OF 8

5-DEGREE
ZONAL LUMEN SUMMARY

0- 5	51
5- 10	153
10- 15	251
15- 20	343
20- 25	424
25- 30	497
30- 35	561
35- 40	603
40- 45	626
45- 50	643
50- 55	660
55- 60	685
60- 65	717
65- 70	656
70- 75	462
75- 80	238
80- 85	52
85- 90	7

10-DEGREE
ZONAL LUMEN SUMMARY

0- 10	203
0- 20	797
0- 30	1719
0- 40	2883
0- 50	4151
0- 60	5497
0- 70	6870
0- 80	7570
0- 90	7629



INDEPENDENT TESTING LABORATORIES, INC.
4066 CAMELOT CIRCLE, LONGMONT, CO 80504 USA

PHONE: (303) 442-1255 • FAX: (970) 535-3114 • E-MAIL: itl@itlboulder.com • WEBSITE: www.itlboulder.com

REPORT NUMBER: ITL REPORT NUMBER
ISSUE DATE: 01/01/15
PREPARED FOR: ITL CUSTOMER

PAGE: 8 OF 8

ADDRESS: 123 PARK AVENUE
ANYTOWN, CO 80088

THIS ITL REPORT WITH THE USE OF THE NVLAP LOGO SHALL NOT BE USED BY THE CLIENT TO CLAIM PRODUCT CERTIFICATION, APPROVAL, OR ENDORSEMENT BY NVLAP, NIST, OR ANY AGENCY OF THE FEDERAL GOVERNMENT.