

itl boulder
 THE LIGHT CENTER OF THE INDUSTRY SINCE 1955

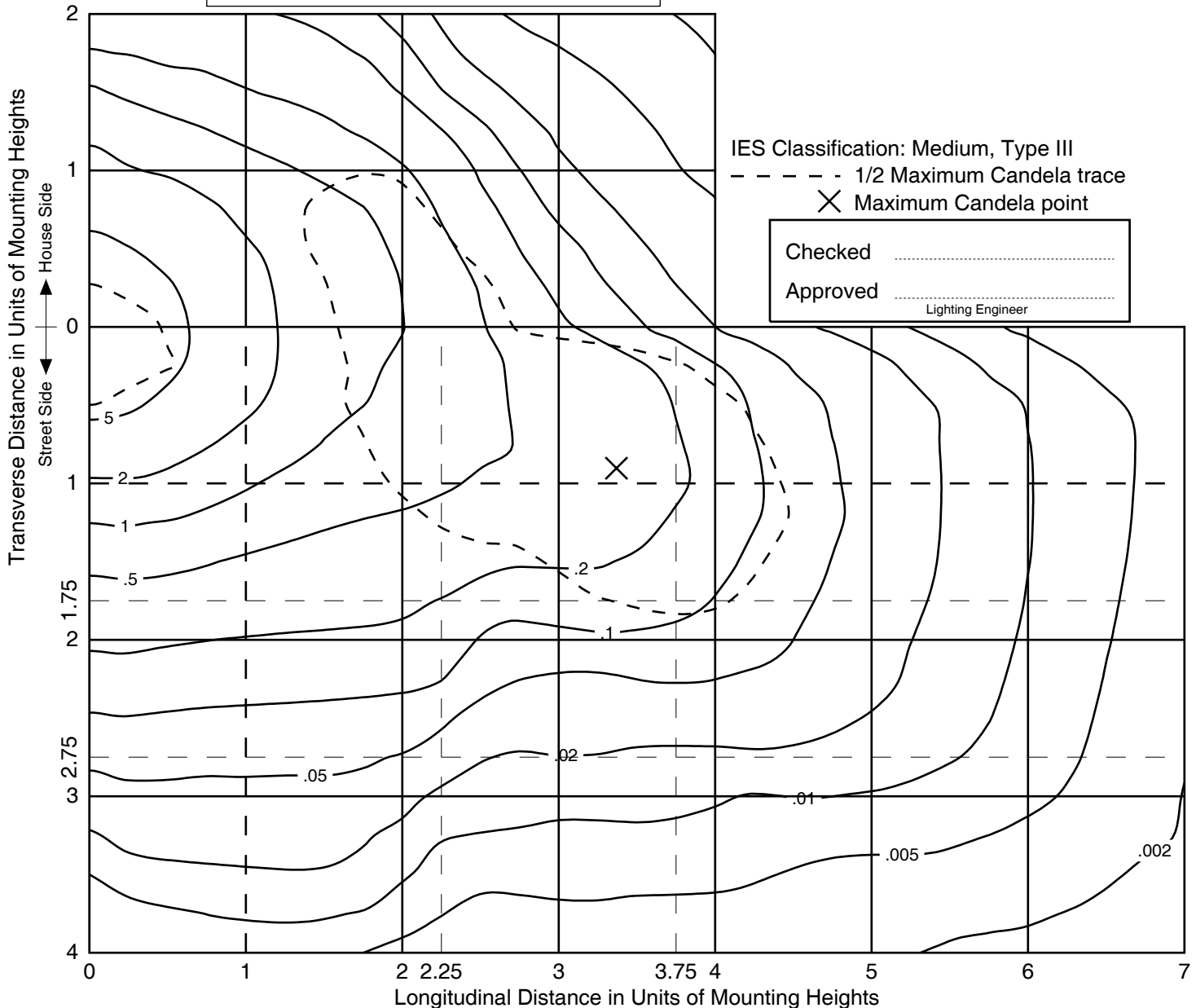
INDEPENDENT TESTING LABORATORIES, INC.
 4066 CAMELOT CIRCLE, LONGMONT, CO 80504 USA


PHONE: (303) 442-1255 • FAX: (970) 535-3114 • E-MAIL: itl@itlboulder.com • WEBSITE: www.itlboulder.com

ISOFOOTCANDLE LINES OF HORIZONTAL ILLUMINATION
 Values based on 20 foot mounting height.

PHOTOGRAPH
 OF
 CUSTOMER
 SAMPLE
 HERE

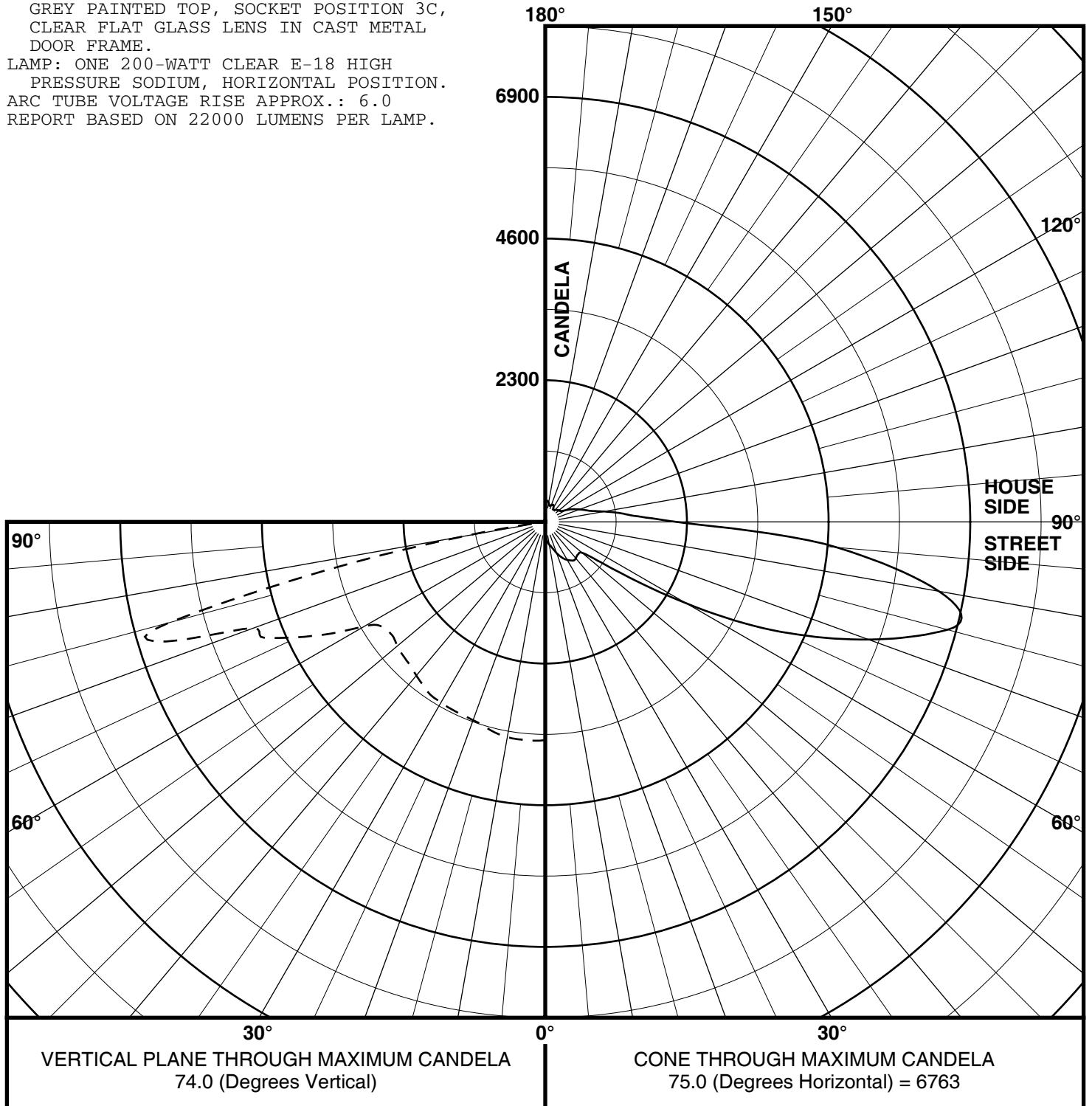
REPORT NUMBER: ITL REPORT NUMBER
 ISSUE DATE: 01/08/15 PAGE: 1 OF 7
 PREPARED FOR: ITL CUSTOMER
 CATALOG NUMBER: SAMPLE ROADWAY REPORT -
 RELATIVE PHOTOMETRY
 LUMINAIRE: CAST METAL HOUSING, FORMED
 METAL SEMI-SPECULAR REFLECTOR WITH
 GREY PAINTED TOP, SOCKET POSITION 3C,
 CLEAR FLAT GLASS LENS IN CAST METAL
 DOOR FRAME.
 LAMP: ONE 200-WATT CLEAR E-18 HIGH
 PRESSURE SODIUM, HORIZONTAL POSITION.
 ARC TUBE VOLTAGE RISE APPROX.: 6.0
 REPORT BASED ON 22000 LUMENS PER LAMP.

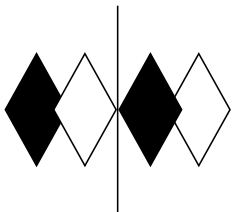




REPORT NUMBER: ITL REPORT NUMBER
ISSUE DATE: 01/08/15 PAGE: 2 OF 7
PREPARED FOR: ITL CUSTOMER
CATALOG NUMBER: SAMPLE ROADWAY REPORT -
RELATIVE PHOTOMETRY
LUMINAIRE: CAST METAL HOUSING, FORMED
METAL SEMI-SPECULAR REFLECTOR WITH
GREY PAINTED TOP, SOCKET POSITION 3C,
CLEAR FLAT GLASS LENS IN CAST METAL
DOOR FRAME.
LAMP: ONE 200-WATT CLEAR E-18 HIGH
PRESSURE SODIUM, HORIZONTAL POSITION.
ARC TUBE VOLTAGE RISE APPROX.: 6.0
REPORT BASED ON 22000 LUMENS PER LAMP.

MAXIMUM PLANE AND MAXIMUM CONE PLOTS OF CANDELA

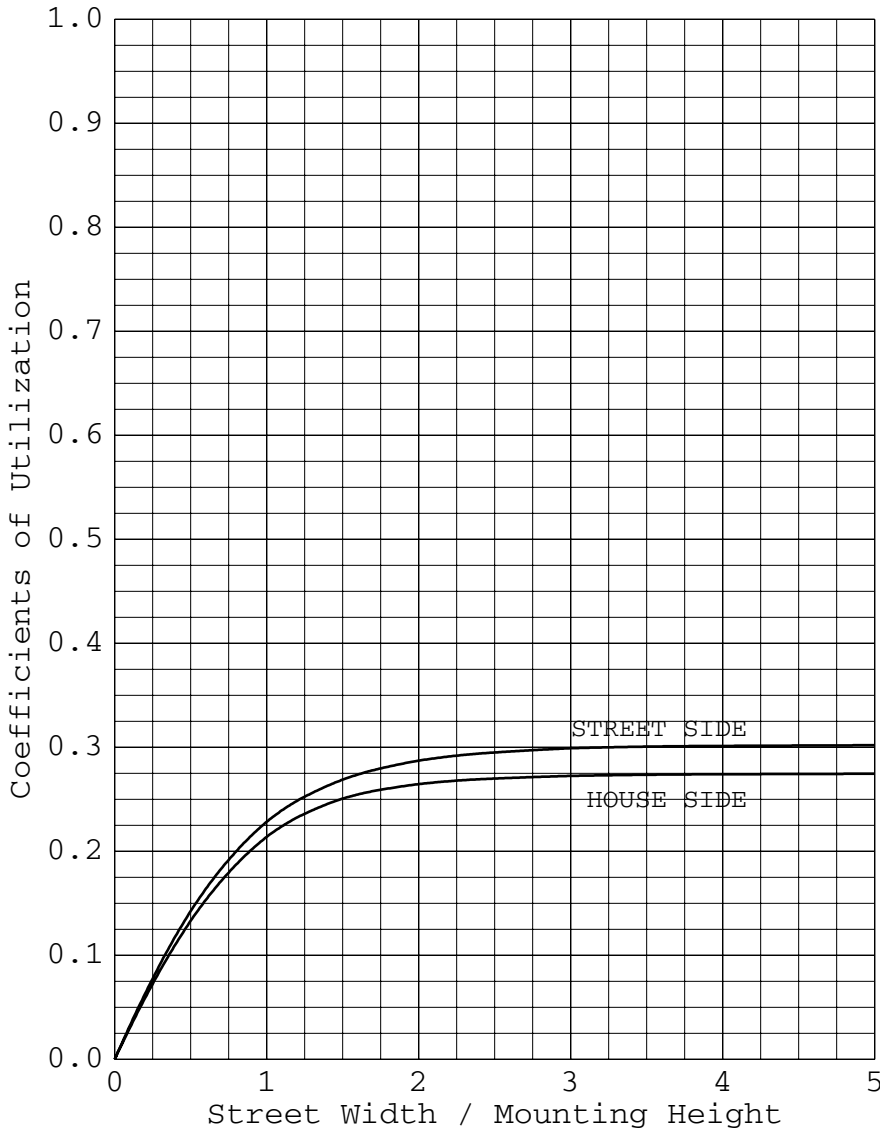




REPORT NUMBER: ITL REPORT NUMBER
 ISSUE DATE: 01/08/15
 PREPARED FOR: ITL CUSTOMER

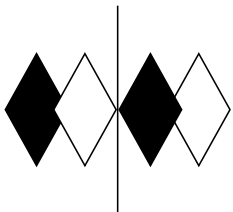
PAGE: 3 OF 7

COEFFICIENTS OF UTILIZATION AND FLUX DISTRIBUTION



	LUMENS	PERCENT OF LAMP
DOWNWARD STREET SIDE	6657	30.3
DOWNWARD HOUSE SIDE	6058	27.5
DOWNWARD TOTAL	12715	57.8
UPWARD STREET SIDE	0	0.0
UPWARD HOUSE SIDE	0	0.0
UPWARD TOTAL	0	0.0
TOTAL FLUX	12715	57.8

ALL CANDELA, LUMENS AND COEFFICIENT OF UTILIZATION VALUES IN THIS REPORT ARE BASED ON RELATIVE PHOTOMETRY WHICH ASSUMES A BALLAST FACTOR OF 1.00. ANY CALCULATIONS PREPARED FROM THESE DATA SHOULD INCLUDE AN APPROPRIATE BALLAST FACTOR.



REPORT NUMBER: ITL REPORT NUMBER
 ISSUE DATE: 01/08/15
 PREPARED FOR: ITL CUSTOMER

PAGE: 4 OF 7


FLUX DISTRIBUTION BY SOLID ANGLE

(PER IESNA TM-15-11, LUMINAIRE CLASSIFICATION SYSTEM FOR OUTDOOR LUMINAIRES)

	LUMENS	PERCENT OF LAMP	BUG ZONE RATINGS
FORWARD LIGHT	6657.	30.3	
FL (0- 30)	1471.7	6.7	
FM (30- 60)	3044.5	13.8	
FH (60- 80)	2075.5	9.4	G2
FVH(80- 90)	65.0	0.3	G1
BACK LIGHT	6058.	27.5	
BL (0- 30)	1392.5	6.3	B3
BM (30- 60)	3252.6	14.8	B3
BH (60- 80)	1379.9	6.3	B3 G3
BVH(80- 90)	32.7	0.1	G1
UPLIGHT	0.	0.0	
UL (90-100)	0.0	0.0	U0
UH (100-180)	0.0	0.0	U0
TRAPPED LIGHT	9285.	42.2	
TOTAL FLUX	12715.	57.8	

BACKLIGHT, UPLIGHT, AND GLARE (BUG) RATINGS
 (PER ADDENDUM A FOR IESNA TM-15-11)

BUG RATING: B3 U0 G3



REPORT NUMBER: ITL REPORT NUMBER
 ISSUE DATE: 01/08/15
 PREPARED FOR: ITL CUSTOMER


PAGE: 5 OF 7

CANDELA TABULATION

	LATERAL ANGLE										
	0.0	5.0	15.0	25.0	35.0	45.0	55.0	65.0	75.0	85.0	90.0
	90.0	0.	0.	0.	0.	0.	0.	0.	0.	0.	0.
	87.5	15.	16.	7.	16.	16.	16.	16.	30.	23.	30.
	85.0	16.	30.	23.	30.	30.	46.	46.	71.	55.	71.
	82.5	45.	45.	45.	52.	60.	113.	139.	371.	274.	334.
	80.0	59.	66.	66.	81.	111.	223.	436.	1464.	1373.	1068.
	77.5	88.	89.	93.	125.	157.	354.	815.	3235.	3693.	2421.
	75.0	134.	181.	330.	517.	337.	504.	1183.	4326.	6329.	4247.
	74.0<<	196.	302.	437.	639.	767.	750.	1295.	4224.	6763.	4754.
	72.5	315.	452.	529.	710.	999.	1544.	1458.	3791.	6460.	4854.
	70.0	591.	654.	696.	848.	1183.	1809.	2594.	4197.	5038.	4352.
	67.5	776.	826.	818.	1000.	1319.	1918.	2687.	3859.	4923.	4935.
	65.0	920.	956.	965.	1124.	1420.	1924.	2624.	3652.	4430.	4694.
V	62.5	1035.	1086.	1139.	1305.	1550.	1953.	2500.	3210.	3928.	4076.
E	60.0	1152.	1232.	1313.	1465.	1658.	2013.	2445.	2999.	3388.	3444.
R	57.5	1297.	1377.	1471.	1646.	1789.	2093.	2461.	2937.	3158.	3141.
T	55.0	1456.	1529.	1630.	1797.	1897.	2202.	2549.	2960.	3103.	3044.
I	52.5	1571.	1651.	1775.	1920.	2014.	2303.	2629.	2974.	3097.	3032.
C	50.0	1746.	1825.	1926.	2085.	2158.	2426.	2729.	3033.	3133.	3069.
A	47.5	1890.	1948.	2056.	2193.	2273.	2534.	2809.	3069.	3163.	3097.
L	45.0	2034.	2107.	2209.	2339.	2419.	2665.	2903.	3119.	3183.	3133.
	42.5	2180.	2260.	2361.	2499.	2549.	2795.	3005.	3170.	3212.	3169.
A	40.0	2353.	2441.	2542.	2650.	2708.	2946.	3113.	3234.	3256.	3220.
N	37.5	2512.	2599.	2715.	2831.	2852.	3054.	3198.	3300.	3299.	3271.
G	35.0	2671.	2787.	2888.	2983.	2982.	3155.	3262.	3350.	3350.	3320.
L	32.5	2875.	2954.	3047.	3141.	3112.	3233.	3320.	3378.	3378.	3363.
E	30.0	3077.	3156.	3192.	3241.	3212.	3284.	3356.	3398.	3384.	3369.
	27.5	3293.	3366.	3336.	3350.	3306.	3349.	3391.	3413.	3398.	3384.
	25.0	3510.	3575.	3479.	3436.	3385.	3391.	3420.	3427.	3406.	3391.
	22.5	3683.	3733.	3595.	3507.	3464.	3442.	3434.	3441.	3412.	3397.
	20.0	3797.	3818.	3688.	3579.	3528.	3499.	3470.	3456.	3426.	3419.
	17.5	3824.	3839.	3745.	3637.	3565.	3543.	3506.	3492.	3448.	3448.
	15.0	3810.	3817.	3759.	3680.	3600.	3571.	3542.	3521.	3492.	3477.
	12.5	3766.	3773.	3744.	3679.	3614.	3585.	3564.	3549.	3527.	3505.
	10.0	3737.	3744.	3737.	3679.	3622.	3593.	3578.	3564.	3549.	3542.
	7.5	3679.	3693.	3701.	3657.	3621.	3600.	3578.	3564.	3556.	3542.
	5.0	3621.	3635.	3664.	3628.	3599.	3584.	3571.	3564.	3556.	3542.
	2.5	3577.	3584.	3613.	3592.	3571.	3564.	3549.	3549.	3556.	3542.
	0.0	3544.	3544.	3544.	3544.	3544.	3544.	3544.	3544.	3544.	3544.

PLANE OF MAXIMUM CANDELA

CONE OF MAXIMUM CANDELA



REPORT NUMBER: ITL REPORT NUMBER
 ISSUE DATE: 01/08/15
 PREPARED FOR: ITL CUSTOMER

PAGE: 6 OF 7

CANDELA TABULATION

	HOUSE SIDE		LATERAL ANGLE							
	95.0	105.0	115.0	125.0	135.0	145.0	155.0	165.0	175.0	180.0
	90.0	0.	0.	0.	0.	0.	0.	0.	0.	0.
	87.5	23.	23.	30.	16.	16.	16.	16.	15.	16.
	85.0	61.	53.	60.	45.	46.	30.	30.	16.	30.
	82.5	159.	120.	135.	83.	89.	60.	67.	53.	67.
	80.0	336.	238.	244.	163.	133.	111.	111.	97.	126.
	77.5	611.	356.	338.	235.	198.	155.	155.	133.	156.
	75.0	1068.	584.	426.	286.	256.	213.	215.	186.	253.
	74.0<<	1345.	712.	487.	307.	272.	238.	304.	272.	344.
	72.5	1806.	954.	639.	353.	358.	366.	532.	441.	503.
	70.0	2704.	1706.	1351.	792.	918.	905.	928.	743.	712.
	67.5	4373.	3068.	2745.	1790.	1572.	1325.	1162.	928.	886.
	65.0	4706.	4107.	3625.	2489.	1870.	1473.	1321.	1074.	1091.
V	62.5	4469.	4477.	4003.	2857.	2152.	1707.	1518.	1264.	1391.
E	60.0	3866.	4119.	3872.	3080.	2401.	1940.	1759.	1519.	1764.
R	57.5	3264.	3582.	3492.	3067.	2521.	2206.	2039.	1818.	2219.
T	55.0	3041.	3182.	3197.	2956.	2569.	2333.	2224.	2133.	2507.
I	52.5	2980.	3007.	2998.	2848.	2598.	2426.	2310.	2273.	2502.
C	50.0	2995.	2980.	2921.	2806.	2656.	2520.	2418.	2344.	2496.
A	47.5	2995.	2965.	2901.	2815.	2715.	2591.	2482.	2402.	2577.
L	45.0	3032.	2966.	2938.	2873.	2808.	2692.	2555.	2489.	2678.
	42.5	3075.	3010.	2995.	2953.	2880.	2756.	2641.	2561.	2757.
A	40.0	3141.	3068.	3046.	3010.	2959.	2829.	2721.	2656.	2883.
N	37.5	3198.	3125.	3096.	3052.	2994.	2930.	2836.	2787.	3137.
G	35.0	3255.	3183.	3139.	3081.	3044.	2980.	2937.	2983.	3351.
L	32.5	3298.	3233.	3175.	3117.	3066.	3015.	3016.	3096.	3339.
E	30.0	3319.	3254.	3210.	3139.	3095.	3044.	3066.	3138.	3222.
	27.5	3333.	3275.	3239.	3189.	3146.	3081.	3080.	3115.	3115.
	25.0	3340.	3297.	3269.	3239.	3203.	3145.	3138.	3123.	3123.
	22.5	3362.	3311.	3311.	3275.	3269.	3210.	3210.	3189.	3189.
	20.0	3383.	3340.	3340.	3326.	3318.	3275.	3282.	3260.	3268.
	17.5	3419.	3376.	3383.	3376.	3369.	3340.	3326.	3326.	3326.
	15.0	3448.	3419.	3419.	3412.	3426.	3390.	3383.	3383.	3383.
	12.5	3491.	3463.	3456.	3456.	3456.	3434.	3419.	3434.	3426.
	10.0	3520.	3498.	3498.	3491.	3476.	3455.	3447.	3462.	3462.
	7.5	3527.	3520.	3513.	3505.	3498.	3476.	3469.	3476.	3484.
	5.0	3542.	3535.	3527.	3520.	3520.	3505.	3491.	3484.	3491.
	2.5	3542.	3542.	3542.	3542.	3549.	3527.	3505.	3505.	3520.
	0.0	3544.	3544.	3544.	3544.	3544.	3544.	3544.	3544.	3544.

CONE OF MAXIMUM CANDELA



INDEPENDENT TESTING LABORATORIES, INC.
4066 CAMELOT CIRCLE, LONGMONT, CO 80504 USA

PHONE: (303) 442-1255 • FAX: (970) 535-3114 • E-MAIL: itl@itlboulder.com • WEBSITE: www.itlboulder.com

REPORT NUMBER: ITL REPORT NUMBER
ISSUE DATE: 01/08/15
PREPARED FOR: ITL CUSTOMER

PAGE: 7 OF 7

5-DEGREE
ZONAL LUMEN SUMMARY

0- 5	85
5- 10	254
10- 15	419
15- 20	571
20- 25	707
25- 30	828
30- 35	935
35- 40	1005
40- 45	1043
45- 50	1071
50- 55	1101
55- 60	1142
60- 65	1196
65- 70	1093
70- 75	771
75- 80	396
80- 85	87
85- 90	11

10-DEGREE
ZONAL LUMEN SUMMARY

0- 10	339
0- 20	1329
0- 30	2864
0- 40	4805
0- 50	6919
0- 60	9161
0- 70	11450
0- 80	12617
0- 90	12715